

NEW: CLASSIC VARIA of POWOLIT – even easier to maintain


Care instructions

Regular care minimises persistent deposits such as pollen, dust or the settlement of organic substances. We recommend cleaning the terrace thoroughly at least twice a year and more frequently if necessary. The outdoor temperature should be at least 15°C when cleaning the terrace. Please proceed as follows when cleaning:

1. Brush away any dry, loose dirt from the terrace deck.
2. Sufficiently water the entire terrace deck and keep moist for at least 15 minutes.
3. Clean the terrace deck using a solid brush or scrubber. If a deeper clean is required, please also use a surface cleaner with a rotating brush.
4. Thoroughly rinse with clear tap water. Pull off using a rubber lip and leave it to dry.

Note: A gradient of at least 2% makes terrace maintenance easier as this largely prevents waterlogging and water stains. You can find further information online at: www.megawood.com/pflege

You can watch videos with cleaning tips at www.youtube.com/megawood_com



Combating rain with water

It is a well-known fact that the weather cannot be influenced. Water marks after it has rained or edges with dust deposits are the unavoidable consequence and frequently occur in the transition point between roofing or in open spaces. It suffices of the surface is washed down using clear water. A regular cleaning of and caring for the surfaces counteracts water stains and reduces the effect gradually.

Rigorous cleaning

Sunlight and rain are able to remove many types of stains by themselves. Stubborn soiling can be treated using a special environmentally-friendly scouring powder. It does not include surfactants or other chemicals in addition to it also not posing a risk to groundwater. 2 kg suffice for an area of approx. 20 sq m.



1. Distribute the powder evenly over the pre-cleaned and pre-watered deck.
2. Massage it in and scrub it off using a brush.
3. Now rinse off thoroughly with water and pull it off using a rubber lip.
4. Use with a brush and clear water. Repeat if necessary.

Do not work on sensitive surfaces or mask them beforehand. Do not use on co-extruded terrace decks! Read the label for more information and instructions for use or go to: www.megawood.com/scheuerpulver.

After Sales Service

megawood® offers you as a terrace owner an interesting after-sales service package for your terrace.

In addition to a professional cleaning, you can also conclude service agreements for your terrace that include regular service intervals.



We would be pleased to provide you with details of a service partner in your area. Use our contact form to make an unbinding request: www.megawood.com/kontakt

An excellent choice

megawood® – looks and feels like wood. It is homogenous, completely imbued and does not have a plastic skin. Any damage caused to the surface can be easily dealt with mechanically and the terrace deck has a uniform shade of colour again after it has been subjected to weathering for a few weeks.

Safety: Over 11 million square metres of NOVO-TECH terrace floor boards have been laid since 2005. This amount of assembled surfaces and our experiences ensures excellent safety.

Quality: Our products are "Made in Germany" and are periodically examined in terms of their quality by external authorities. They also bear the "Gütegemeinschaft Holzwerkstoffe e.V." (German Wood-Based Materials Quality Association) quality seal. NOVO-TECH is certified in accordance with ISO 9001.

Responsibility: Child safety comes as standard at our company. For instance, megawood® is free from softening agents and PVC. Our material meets all child's toy suitability requirements in accordance with DIN EN 71-3.



IMPRINT
 Publisher: NOVO-TECH Trading GmbH & Co. KG • Siemensstraße 31, 06449 Ascherleben, Germany
 Concept/design/layout: toolboxx-media, Magdeburg, Germany
 Text: toolboxx-media, Stefanie Härtel • Image credits: Christian Wolf, Scaramedia
 Subject to change. Colours and graphics may differ due to printing processes. Date: 30.01.2020/English



TERRACE
certificate

Terrace: Thinking one step further

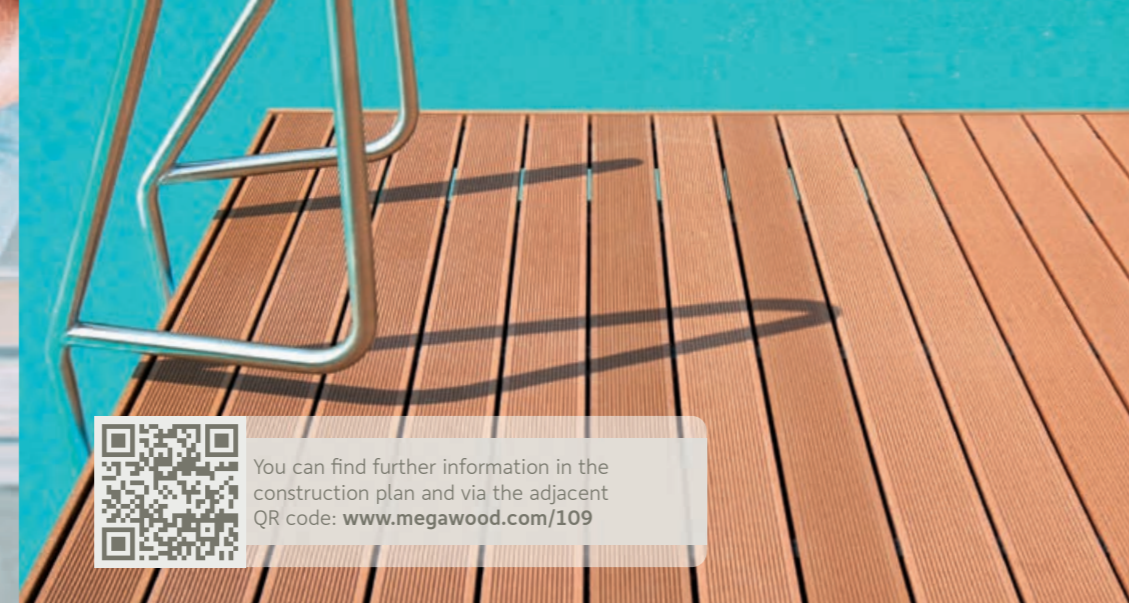


Web | Instagram | YouTube | Pinterest | Facebook | Houzz
www.megawood.com/socialmedia

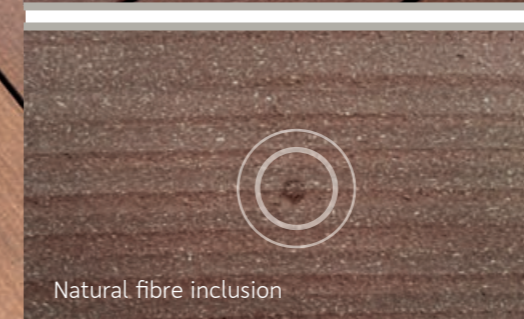





You can find more good reasons as well as answers from megawood® via the adjacent QR code or www.megawood.com/gute-gruende



You can find further information in the construction plan and via the adjacent QR code: www.megawood.com/109



megawood® product worlds diverse uses, a wooden material for your outdoor area!

Facade system

Construction timber

Fencing and visible protection

Plant container

Dear customer,

Congratulations on the purchase of your megawood® terrace. With megawood®, you have purchased a product that consists of up to **75% natural fibres** obtained from sustainable forests that supply our planing and sawmill industry. The positive characteristics of the wood that dominate megawood® products are reinforced by the addition of premium polymers and additives. The result is a **durable polymer-bound wood material** that as a bio composite material, is ideally suitable for outdoor use.

We are convinced that you shall still be satisfied with your megawood® terrace after numerous years. Should you nevertheless want to have a different colour or surface, please give the used boards to your returns dealer. We use the material in our materials recycling loop to 100%. This enables us to make new environmentally-friendly products from your old megawood® terraces.

You shall find our returns dealers that are designated with in the dealer search here: www.megawood.com/haendler



Colour diversity

The diverse range of megawood® barefootboard colours is based on natural tones and consequently integrates itself into your garden. Slight colour deviations and nuances are desired and underline the natural wood look. Mixing the boards before laying ensures a well-balanced overall picture.

Natural colour diversity:

NATURAL BROWN	NUT BROWN	BASALT GREY	LAVA BROWN	SLATE GREY
NUTMEG	INGWER	LORBEER	MUSKAT	TONKA
VARIA BROWN	VARIA GREY	VARIA CHOCO BLACK	CARDAMOM	NIGELLA

Colour maturation

megawood® barefootboards contain no plastic skin. The visual appearance and feel of the boards are determined by the natural wood material. The boards obtain their final appearance after approx. 6-8 months of weathering. Differences in colour due to laying the boards at different times or as a result of opened packaging will harmonise over time. A patina will form on the surface during the colour maturation process. Depending on the degree of weathering, this process may take longer when dealing with covered terraces.

CLASSIC							SIGNUM			
A										
B										
C										
PREMIUM			PREMIUM PLUS		DYNUM		LITUM			
A										
B										
C										

Life on the terrace

Traces of use or instances of "polishing" will occur on the surface when the terrace is used. These traces of wear will harmonise over the course of time and will usually vanish as a result of natural weathering. Fewer visible traces of use form on terraces that are regularly cleaned.

Real natural fibres

For raw material reasons, small inclusions of bast and natural fibres may occur. They may occur on the surface as a result of water absorption. The particles will largely disappear over time as a result of terrace use. They can also be mechanically removed. The product will not be damaged as a result. You can find further information on the megawood® website at: www.megawood.com/bast



A AFTER LAYING B AFTER 1 – 2 MONTHS C AFTER 6 – 8 MONTHS



Garden furniture

Barefoot boards

Show us your megawood® terrace and win your surprise package!

E-Mail: social@megawood.com
 Instagram: [@megawood_com](https://www.instagram.com/megawood_com) #megawoodchallenge
 or on Facebook and Pinterest